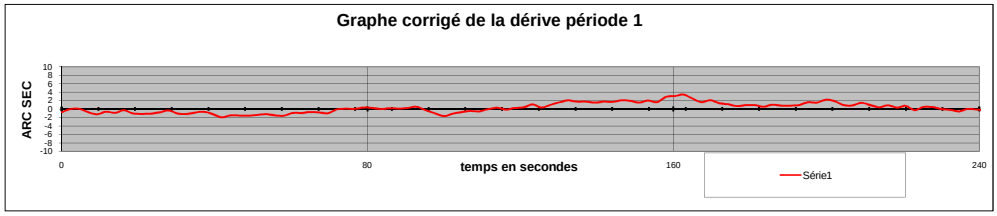
Graphe corrigé de la dérive période 1
ARC SEC
10
8
6
4
2
0
-2
-4
-6
-8
-10
0
80
160
240
temps en secondes
Série1

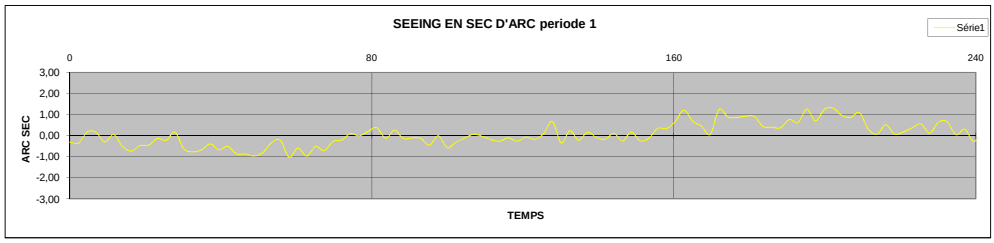
SEEING EN SEC D'ARC periode 1
Série1
0
80
160
240
3,00
2,00
1,00
0,00
-1,00
-2,00
-3,00
ARC SEC
TEMPS

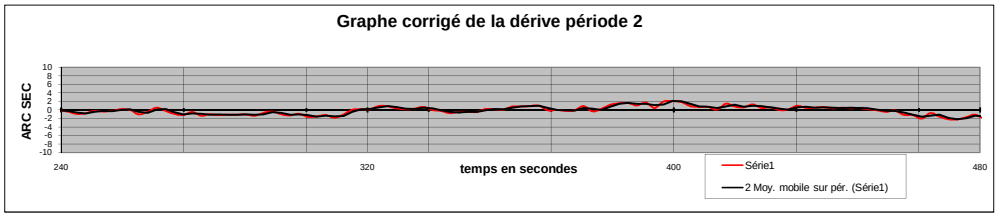
Graphe corrigé de la dérive période 2
ARC SEC
10
8
6
4
2
0
-2
-4
-6
-8
-10
240
320
400
480
temps en secondes
Série1
2 Moy. mobile sur pér. (Série1)

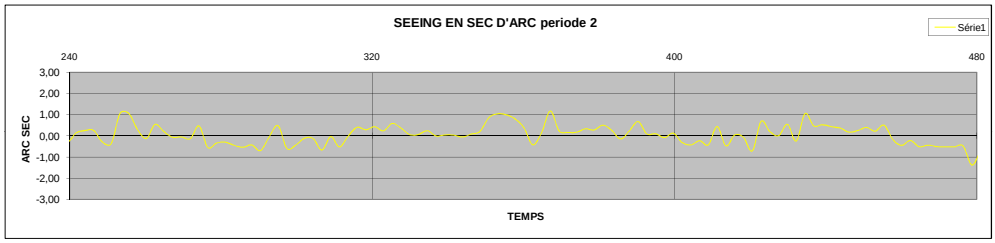
SEEING EN SEC D'ARC periode 2
Série1
240
320
400
480
3,00
2,00
1,00
0,00
-1,00
-2,00
-3,00
ARC SEC
TEMPS

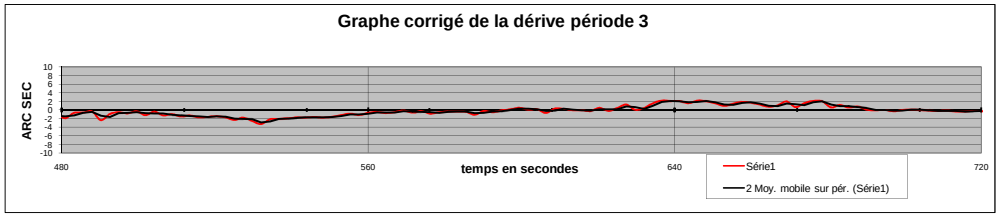
Graphe corrigé de la dérive période 3
ARC SEC
10
8
6
4
2
0
-2
-4
-6
-8
-10
480
560
640
720
temps en secondes
Série1
2 Moy. mobile sur pér. (Série1)

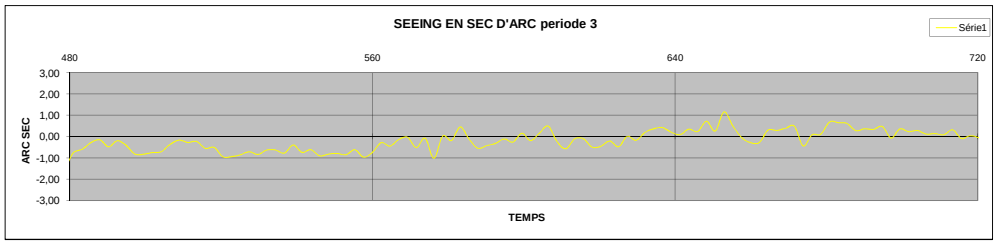
SEEING EN SEC D'ARC periode 3
Série1
480
560
640
720
3,00
2,00
1,00
0,00
-1,00
-2,00
-3,00
ARC SEC
TEMPS

no comment !

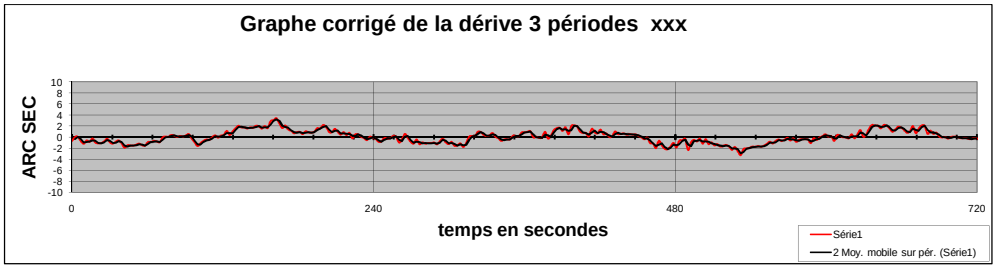
Graphe corrigé de la dérive 3 périodes xxx
ARC SEC
10
8
6
4
2
0
-2
-4
-6
-8
-10
0
240
480
720
temps en secondes
Série1
2 Moy. mobile sur pér. (Série1)

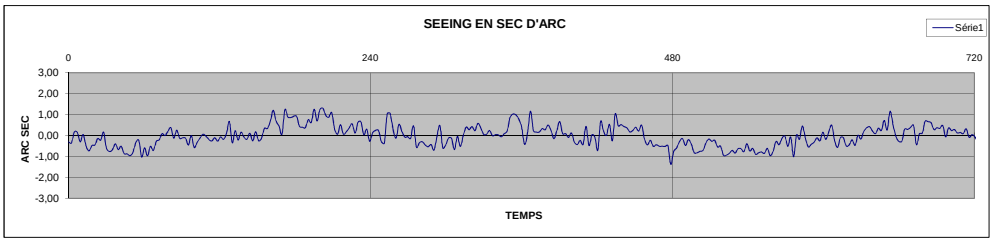
SEEING EN SEC D'ARC
Série1
0
240
480
720
3,00
2,00
1,00
0,00
-1,00
-2,00
-3,00
ARC SEC
TEMPS

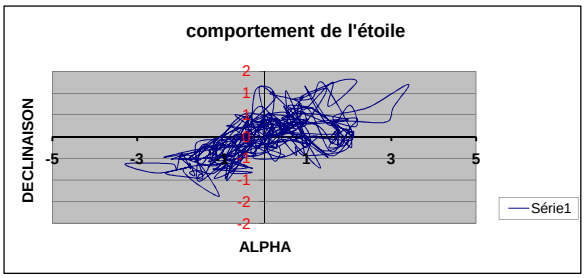
comportement de l'étoile
2
1
0
-1
-2
-5
-3
1
3
5
DECLINAISON
ALPHA
Série1